







Sam Shui Natives Association Huen King Wing School
2019-20 School Year
Primary 1 Music Worksheet 1 Answer Key

Name: _____

Class: P.1 _____ ()

Date: _____

Look at the hand signs and write the correct solfeges.

						
e.g.	<u> <i>d</i> </u>	<u> <i>m</i> </u>	<u> <i>r</i> </u>	<u> <i>d</i> </u>	<u> <i>d</i> </u>	

					
e.g.	<u> <i>f</i> </u>	<u> <i>s</i> </u>	<u> <i>l</i> </u>	<u> <i>t</i> </u>	<u> <i>d</i>' </u>



Sam Shui Natives Association Huen King Wing School
2019-20 School Year
Primary 1 Music Worksheet 2 Answer Key

Name: _____

Class: P.1 _____ ()

Date: _____

A. Look at the hand signs and write the correct solfeges.



e.g. *s*

 l

 s

 m

B. Read Part A again. Draw the ○ on the correct lines.

s _____

m _____

(A musical staff with two lines. The top line is labeled 's' and the bottom line is labeled 'm'. There are four circles drawn: one black circle on the top line, one red circle on the top line, one red circle on the top line, and one red circle on the bottom line.)



Sam Shui Natives Association Huen King Wing School
2019-20 School Year
Primary 1 Music Worksheet 3 Answer Key

Name: _____

Class: P.1 ()

Date: _____

Look at the pictures and write the correct letters (A-E) in the boxes.


- A. a tambourine B. maracas C. egg shakers
D. a piano E. hand bells



1. D



2. B



3. C



4. A



5. E